


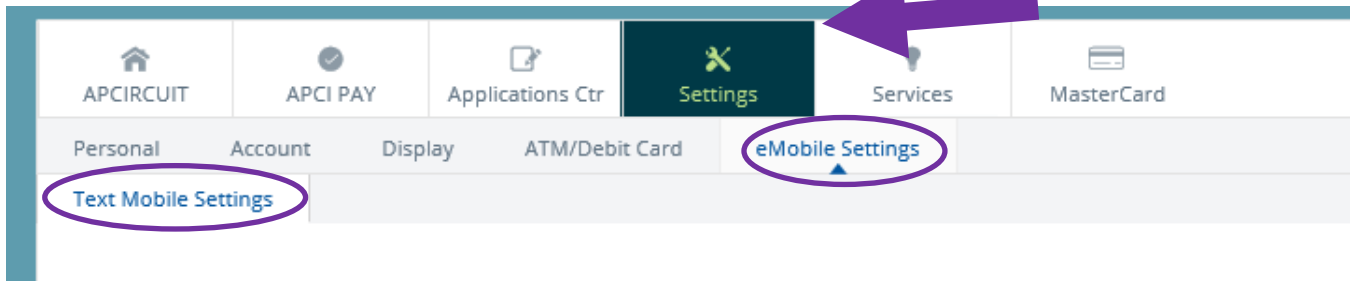
HOW TO – Setup Text Alerts for Account Balances and History within APCIRCUIT®

APCIRCUIT® PC Home Banking Service is the main system of our APCI eCU suite of electronic banking services. APCIRCUIT allows you to enroll your mobile device to receive text messages for account balances and recent account history.

1. Visit apcifcu.org and enter your APCIRCUIT ID and click “Continue.” Follow the prompts to complete the login process.



2. Click “Settings”, followed by “eMobile Settings”, and Text Mobile Settings.”



3. Complete the form by entering the following information:
 - a. Check boxes to enable text access for your mobile device and to confirm that you have reviewed and accept APCI FCU’s Text Banking Terms and Conditions.
 - b. Enter the phone number of your mobile device.
 - c. Select your wireless provider from the drop-down list.
 - d. Select the accounts you wish to set-up. In the Mobile Short Name field, enter the pseudo or nick name that you will use to request balance or history details.
 - e. Click “Submit.”

APCI UAT Mobile Text Settings ?

Enable text access for your mobile device
 Accept APCI UAT Text Banking Terms & Conditions [View Terms & Conditions](#)

Mobile Phone Number:
** Message and data rates may apply. Text **STOP** to 89549 to cancel. Text **HELP** to 89549 or call 1-800-821-5104 for more information. 1 message per request **

Select Your Wireless Provider:
Not all carriers are supported for this service. Click the dropdown for a list of participating carriers. Carrier is not responsible for any delayed or undelivered messages.

Select the accounts you want text access from your mobile device

Account Name	Mobile Short Name
<input checked="" type="checkbox"/> S0001 PRIMARY SH	<input type="text" value="Savings"/>
<input type="checkbox"/> S0002 ALTERNATE	<input type="text"/>
<input type="checkbox"/> S0003 ALTERNATE	<input type="text"/>
<input type="checkbox"/> S0004 SHARE DRAF	<input type="text"/>

Text Commands

Bal=All Acct Bal
 Bal *Mobile Short Name*=Single Acct Bal
 Hist=All Accts Recent Activity
 Hist *Mobile Short Name*=Single Acct Activity
Help=Commands
Stop=Cancel

4. You will receive the screen shown below to confirm that all the information you entered is correct. If the information is correct, click "Confirm." If you need to edit the information, click "Edit."

Mobile Text Settings ?

FI Text Number: 89549
 Mobile Phone Number: (123) 456-7890
 Wireless Provider: AT&T Mobility

** Message and data rates may apply. Text **STOP** to 89549 to cancel. Text **HELP** to 89549 or call 1-800-821-5104 for more information. 1 message per request **

Text Delivery	Account Name	Mobile Short Name
YES	S0001 PRIMARY SH	Savings
NO	S0002 ALTERNATE	
NO	S0003 ALTERNATE	
NO	S0004 SHARE DRAF	

Text Commands

Bal=All Acct Bal
 Bal *Mobile Short Name*=Single Acct Bal
 Hist=All Accts Recent Activity
 Hist *Mobile Short Name*=Single Acct Activity
Help=Commands
Stop=Cancel

5. Once you have clicked “Confirm”, you will receive the screen below.

Information Message: In order to complete enrollment changes, you must reply “YES” to the text message sent to your mobile device.

Mobile Text Settings ?

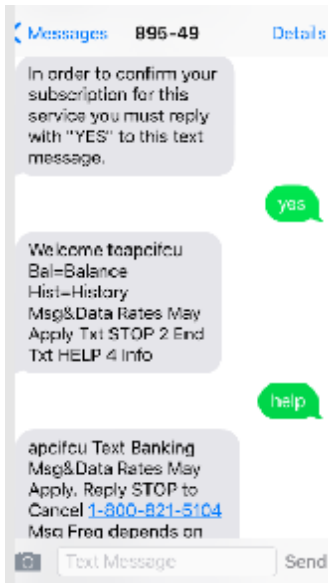
	FI Text Number: 89549	** Message and data rates may apply. Text STOP to 89549 to cancel. Text HELP to 89549 or call 1-800-821-5104 for more information. 1 message per request **
	Mobile Phone Number: (123) 456-7890	
	Wireless Provider: AT&T Mobility	

Text Delivery	Account Name	Mobile Short Name
YES	S0001 PRIMARY SH	Savings
NO	S0002 ALTERNATE	
NO	S0003 ALTERNATE	
NO	S0004 SHARE DRAF	

Text Commands

Bal=All Acct Bal
 Bal *Mobile Short Name*=Single Acct Bal
 Hist=All Accts Recent Activity
 Hist *Mobile Short Name*=Single Acct Activity
Help=Commands
Stop=Cancel

6. You will receive a text instructing you to confirm your subscription for this service. Confirm by replying to the text with the word “YES.”



7. You will then receive a text welcoming you. To receive balance history, text the word “Bal” to 89549. In return, you will receive a text with your pseudo or nick name and your current balance.

8. Text the word “Hist” to 89549 and you will receive a text with your pseudo or nick name and recent account activity.

9. To unsubscribe, text the word “Stop” to 89549.